

A collection of cool-toned glazes that can be specified for any of our "Friends" or "Wet Dog Minis". Please read descriptions for an overview of characteristics and feel free to call or e-mail anytime for artist recommendations or to order a current sample swatch.



Lichen

Glossy, pale green with minty crystals and soft grey flecks at random. Extreme variation to be expected.



Shasta's Field

Glossy multi-toned green with grey and plum crystals. Variation to be expected.




Off the Couch

Glossy multi-toned golden-green with turquoise highlights. Heavy glaze that is not recommended for finely detailed pieces.



Take me on a walk

Glossy soft green with small dark grey/green crystals appearing at random. Variation to be expected.



Mossy

Satin multi-toned green with light green crystals. Variation to be expected.



Frisbee

Glossy, semi-solid, medium, milky green. Variation to be expected.



Rin Tin

Uneven semi-metallic green. Extreme variation to be expected.



Yippy's Yard

Glossy, solid medium green. Heavy glaze that is not recommended for finely detailed pieces.



Peeled Paint

Very Coarse matte finish green crackle. Glaze separates from clay body in areas. Not suitable for high traffic areas.



Dog Park

Glossy, multi-toned medium and dark green. Extreme variation to be expected.



Clover

Very glossy dark green. Semi solid/even in color.



I Dream of Kitty

Matte finish medium turquoise green. Semi-solid/even in color.




Dew Claw

Glossy sea glass blue. Solid/even in color.



I Dig Green

Glossy, solid dark green. Heavy glaze that is not recommended for finely detailed pieces.



Reef

Glossy brown/green with milky turquoise highlights.



Tripod Teal

Glossy, soft metallic aqua blue/green. Golden undertones with lighter crystals. Not recommended for finely detailed pieces.



Pick-up Truck

Very coarse matte finish blue/green crackle. Glaze separates from clay body in areas. Not suitable for high traffic areas.



Blizzard Blue

Glossy and semi-transparent light blue.



Fetching

Glossy medium turquoise/blue. Lighter, milky pools of glaze as well as a subtle black or gold fleck.



Icy

Glossy soft blue with creamy golden undertones, and blue crystals in areas where glaze pools. Extreme variation to be expected.



Sky

Rich powder blue, with beige highlights in raised areas. Heavy glaze, not recommended for finely detailed pieces.



Fido's Filigree

Glossy light blue with lavender undertones. Soft green crystals in areas where glaze pools.



Beach Ball Blue

Soft satin blue, ranging in opacity.



Chien Blue

Solid 'wedgewood' blue, with subtle light cream highlights. Heavy glaze that is not recommended for finely detailed pieces.



Luau Lavender

Soft glossy semi-transparent lavender shade of purple.



Shake it Out

Semi-transparent glossy aqua blue.



Doggy Paddle

Glossy chocolate brown with spotted pools of blue/turquoise. Quantity and size of spots will vary.



Argos Teal

Semi-transparent rich blue-teal, heavy where glaze pools, slight cream in raised areas.



Splish Splash

Matte finish antique blue. Faded blue with beige undertone. Variation to be expected.



Rip Tide

Glossy semi-transparent medium toned blue.




Cerberus Blue

Rich, deep blue laced with metallic striations of dark & light blue tones. Heavy glaze not recommended for highly detailed pieces.



Good Boy Blue

Glossy medium blue with lighter shades in areas where glaze pools. Some crazing/spotting. Extreme variation to be expected.



Cane Corso Cobalt

Deep, true "cobalt" blue. Some clay body shows through in raised areas. Not recommended for highly detailed pieces.



Oh' Sprinkler

Glossy dark royal blue with brighter shades where glaze pools, and darker greenish toned highlights.

* The color swatches shown on this palette are not guaranteed to match final piece. Due to the inherent nature of our artisan glazes, combined with the dimensionality of our "Friends", each glaze has unique characteristics. While we try to provide a detailed description of each glaze's appearance, please expect variation in both color and shade. Control samples may be ordered and sent back for reference for greater accuracy.