

“Fallen Leaves - Autumn” Border - Shown in 4”



“Fallen Leaves - Neutral” Border - Shown in 4”



“Fallen Leaves - Green” Border - Shown in 4”



“Fallen Pine Cones” Border - Shown in 6”



“The School of Fish” - Border - Shown in 4”



“Catch Me If You Can” Mural  
Shown in 18”x18”



“Bass & Co.” Mural  
Shown in 18”x18”



“In the Meadow” Mural  
Shown in 18”x18”



# LAKE DOG

## Individual Friends

\*Not shown to scale

*"Rambunctious, rumbustious, delinquent dogs become angelic when sitting." -- Dr. Ian Dunbar*



BASS - 11"



TREE - 9"



MOOSE - 7"



MEDIUM BASS - 5"  
\*Also Available Handpainted



SWIMMING DOG W/ STICK - 5"



TROUT - 9"



MEDIUM TROUT - 5"  
\*Also Available Handpainted



BEAR (RIGHT) - 6"



BEAR (LEFT) - 6"



SMALL FISH (#1-#4) - 3"



MEDIUM FISH (#1-#4) - 4"



RAY-BANS  
SUNGLASSES - 5"

JACKIE O'S



UMBRELLA - 3"



FLUID FISH - 3"  
\*Selected At Random



ADIRONDACK CHAIR - 3"



FLAT  
ROUND  
BEACH BALLS - 1.5"



PINE CONE #1 - 5"



PINE CONE #3 (FLAT) - 2"



SMALL FLIP-FLOPS - 4"



CATFISH - 4"



PINE CONE #2 - 2"



PINE CONE #5 - 1.5"



LEAF #3 - 3"



LEAF #4 - 3"



PINE CONE #4 (FLAT) - 2"



PINE CONE #6 - 1.5"



THICK STICK - 7"



LEAF #1 - 3"



LEAF #2 - 3"



LEAF #7 - 3"



LEAF #8 - 3"



LEAF #5 - 3"



LEAF #6 - 3"



LEAF #11 - 2"



LEAF #12 - 2"



LEAF #9 - 3"



LEAF #10 - 3"



*Shown below is our selection of glass, tumbled natural stone & riverstone pebble mosaic options available for use in any of our mesh-mounted Borders or Murals - These are not available loose or for individual sale*

### PUDDLES

*(A BLEND OF CLEAR AND FROSTED MULTI-SIZED GLASS CIRCLE MOSAICS)*



*SNOWFLAKES*



*RAINDROP*



*SUNSHOWER*



*MIST*

### CURRENTS

*(CLEAR OVAL GLASS MOSAICS)*



*LIGHT CURRENT*



*MEDIUM CURRENT*



*DARK CURRENT*

### PEBBLES

*(NATURAL STONES COLLECTED FROM BEACHES AND RIVERS)*



*COBBLE*



*BOULDER BEIGE*



*ORE*



*GRAVEL GREEN*



*RUBBLE*



*RIVERBED*

### SKIPPING STONES

*(TUMBLED NATURAL STONES IN IRREGULAR SHAPES & SIZES)*



*GLACIER*



*BLUFF*



*LEDGE*



*SHALE*

### PILED PEBBLES

*(NATURAL STONES COLLECTED FROM BEACHES AND RIVERS - CUT AND LAID ON EDGE)*



*PILED COBBLE*



*PILED BOULDER BEIGE*



*PILED RUBBLE*

### SLICED PEBBLES

*(NATURAL STONES COLLECTED FROM BEACHES AND RIVERS - WITH TOP EDGE GROUND FLAT)*



*SLICED GRAVEL GREEN*

\*\* The color swatches shown on this palette are not guaranteed to match the final piece. Due to the inherent nature of natural stone, every piece will be unique in size, shape, thickness, texture, color, and shade. Due to the inherent nature of glass, each dye lot may vary slightly in color and shade.

*Shown below is our selection of hand cut and hand pressed stoneware mosaics which add unique texture and character to any of our mesh-mounted Borders or Murals. These can be glazed in any of our available glazes (See our Neutrals and Colors Glaze Palettes for available options).*



**KELP**

*(SHOWN IN OTIS' OATMEAL)*



**FERNS**

*(SHOWN IN LICHEN)*



**GRASS**

*(SHOWN IN LICHEN)*



**DROPS**

*(SHOWN IN WUFF WHITE)*



**ROUNDS**

*(SHOWN IN WUFF WHITE)*



**MINI SHELLS**

*(SHOWN IN MIX OF OTIS' OATMEAL & WUFF WHITE)*






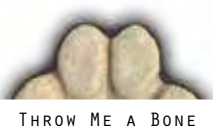

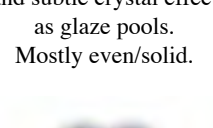



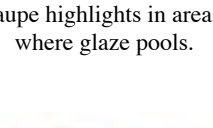

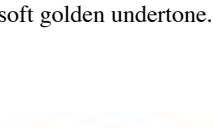


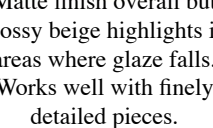

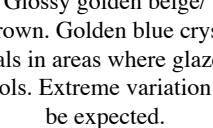


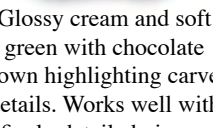

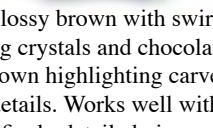


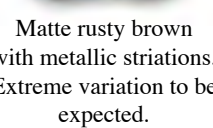

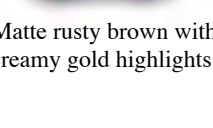


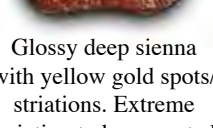

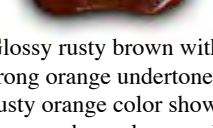
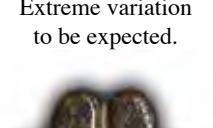
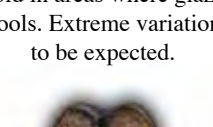


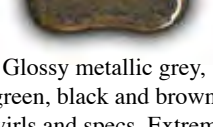

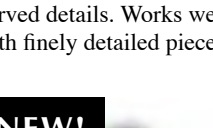
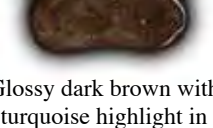
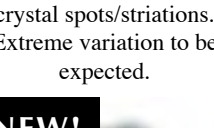
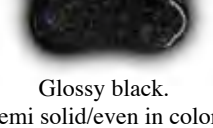
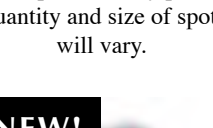
**MINI LEAVES**

*(SHOWN IN MIX OF OTIS' OATMEAL & WUFF WHITE)*

**\*\* WET DOG MOSAICS ARE ONLY AVAILABLE AS PART OF A MESH-MOUNTED BORDER OR MURAL, AND ARE NOT AVAILABLE LOOSE OR FOR SALE INDIVIDUALLY \*\***

\* The swatches shown on this palette are meant to be an example of the finished look, but please expect variation in both size and texture, especially on the hand cut pieces such as Kelp, Ferns, and Grass.

A collection of neutral tone glazes, which can be specified for any of "Our Friends" or "Wet Dog Mosaics" - Please read descriptions for an overview of characteristics, and feel free to call or e-mail anytime for artist recommendations

 <p><b>WAGGING WHITE</b></p> <p>Glossy bright white. Solid/even in color.</p>	 <p><b>ICE STORM</b></p> <p>Matte white with soft and subtle crystal effect as glaze pools. Mostly even/solid.</p>	 <p><b>WUFF WHITE</b></p> <p>Glossy milky white with soft beige undertone.</p>	 <p><b>MR. MAILMAN</b></p> <p>Matte white with beige flecks.</p>	 <p><b>THROW ME A BONE</b></p> <p>Matte finish cream with very fine beige flecks.</p>
 <p><b>OTIS' OATMEAL</b></p> <p>Glossy cream with subtle milky white highlight in areas where glaze pools.</p>	 <p><b>CORGI CREAM</b></p> <p>Glossy crackle cream with taupe highlights in areas where glaze pools.</p>	 <p><del><b>BEGGER'S BEIGE</b></del> <b>Euthanized</b></p> <p>Glossy cream with beige undertones and subtle black specks.</p>	 <p><b>WHEATEN</b></p> <p>Matte soft beige with very soft golden undertone.</p>	 <p><b>CALI CREAM</b></p> <p>Glossy cream with blue and green highlights. Extreme variation to be expected.</p>
 <p><b>BARKLEY BEIGE</b></p> <p>Matte finish multi-toned cream with beige and subtle green striations. Extreme variation to be expected.</p>	 <p><b>WAFFLES</b></p> <p>Matte finish overall but glossy beige highlights in areas where glaze falls. Works well with finely detailed pieces.</p>	 <p><b>BAILEY'S CREAM</b></p> <p>Glossy beige/brown. Brown and cream crystals in areas where glaze pools. Extreme variation to be expected.</p>	 <p><b>LEXY LOU</b></p> <p>Glossy golden beige/brown. Golden blue crystals in areas where glaze pools. Extreme variation to be expected.</p>	 <p><b>BENJI BROWN</b></p> <p>Glossy beige and blue with chocolate brown highlighting carved details. Works well with finely detailed pieces.</p>
 <p><b>SCOOBY SNACKS</b></p> <p>Glossy beige and green with chocolate brown highlighting carved details. Works well with finely detailed pieces.</p>	 <p><del><b>DOGGY BREATH</b></del> <b>Euthanized</b></p> <p>Glossy cream and soft green with chocolate brown highlighting carved details. Works well with finely detailed pieces.</p>	 <p><b>BEST IN SHOW</b></p> <p>Glossy white and blue with chocolate brown highlighting carved details. Works well with finely detailed pieces.</p>	 <p><b>PEANUT BUTTER</b></p> <p>Glossy brown with swirling crystals and chocolate brown highlighting carved details. Works well with finely detailed pieces.</p>	 <p><b>CAT FOOD</b></p> <p>Matte finish rusty gold with soft gold patches, creating a rustic/old world effect.</p>
 <p><b>SHE'S A GINGER</b></p> <p>Matte finish gold with crazing/spots of light gold. Extreme variation to be expected.</p>	 <p><b>BAXTER BROWN</b></p> <p>Matte rusty brown with metallic striations. Extreme variation to be expected.</p>	 <p><b>BUCK'S BROWN</b></p> <p>Glossy brown with cream highlights in areas where glaze pools.</p>	 <p><b>HOT DOG</b></p> <p>Matte rusty brown with creamy gold highlights.</p>	 <p><b>BIG MOE BROWN</b></p> <p>Glossy rust brown with soft milky purple highlights in areas where glaze pools.</p>
 <p><b>CHOCOLATE LAB</b></p> <p>Matte chocolate brown. Semi solid/even in color.</p>	 <p><b>RUSTY</b></p> <p>Glossy deep sienna with yellow gold spots/striations. Extreme variation to be expected.</p>	 <p><b>SNAUSAGES</b></p> <p>Low gloss maroon. Solid/even in color.</p>	 <p><b>RED DOG</b></p> <p>Glossy rusty brown with strong orange undertones. Rusty orange color shows in areas where glaze pools.</p>	 <p><b>FOX &amp; BROWN</b></p> <p>Glossy rust brown with soft gold highlights in areas where glaze pools. Extreme variation to be expected.</p>
 <p><b>SHAGGY</b></p> <p>Glossy deep brown/maroon with highlights of gold in areas where glaze pools. Extreme variation to be expected.</p>	 <p><b>MUD &amp; GRASS</b></p> <p>Glossy rust brown with green highlights in areas glaze pools. Extreme variation to be expected.</p>	 <p><b>MUTTLY MARRON</b></p> <p>Glossy deep brown with maroon undertones. Semi solid/even color.</p>	 <p><b>SPIKED COLLAR</b></p> <p>Glossy metallic grey, green, black and brown swirls and specs. Extreme variation to be expected.</p>	 <p><b>PHIL THE BRINDLE</b></p> <p>Glossy brown with golden green spots/swirls. Extreme variation to be expected.</p>
 <p><b>LEATHER LEASH</b></p> <p>Matte chocolate brown with black highlighting carved details. Works well with finely detailed pieces.</p>	 <p><b>DUCK HUNT</b></p> <p>Glossy dark brown with turquoise highlight in areas glaze pools. Extreme variation to be expected.</p>	 <p><b>PAW PRINT</b></p> <p>Glossy dark brown with light brown and grey crystal spots/striations. Extreme variation to be expected.</p>	 <p><b>COLD WET NOSE</b></p> <p>Glossy black. Semi solid/even in color.</p>	 <p><b>BUSTER BROWN</b></p> <p>Glossy mocha brown with spotted milky pools. Quantity and size of spots will vary.</p>
 <p><b>NEW!</b> <b>CHAPPY</b></p> <p>Very coarse matte finish white/cream crackle. Not suitable for high traffic areas.</p>	 <p><b>NEW!</b> <b>DOG TAG</b></p> <p>Soft semi-transparent, glossy cool grey,</p>	 <p><b>NEW!</b> <b>BLUE MERLE</b></p> <p>Satin warm grey with creamy undertones.</p>	 <p><b>NEW!</b> <b>HARRY HERON</b></p> <p>Satin cool grey with subtle tonal variations.</p>	 <p><b>NEW!</b> <b>DOGGY PADDLE</b></p> <p>Glossy chocolate brown with spotted pools of blue/turquoise. Quantity and size of spots will vary.</p>

\* The color swatches shown on this palette are not guaranteed to match final piece. Due to the inherent nature of the artisan glazes we use combined with the dimensionality of our "Friends", each glaze has unique characteristics, While we try to give a detailed description of each glaze's appearance, please expect variation in both color and shade.

A collection of colorful toned glazes, which can be specified for any of "Our Friends" or "Wet Dog Mosaics" - Please read descriptions for an overview of characteristics, and feel free to call or e-mail anytime for artist recommendations



FIRE HYDRANT

Matte red. Solid/even in color. Can be sponged off larger pieces such as the lobster to create highlights per request.



RUFF RED

Glossy red, mostly solid/even in color.



SHORTY'S SHERBERT

Glossy red-orange. Mostly solid/even in color.



ORANGE YA GONNA PLAY

Glossy Orange. Solid/even in color.



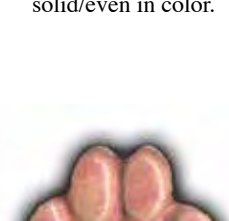
UNLEASHED

Two-tone glaze with a dark metallic grey undertone and a glossy orange spotting effect on top.



PRETTY PITY

Glossy dark coral. Solid/even in color.



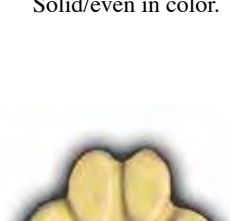
POODLE PINK

Mostly matte, but with lighter glossy/metallic highlights of pink.



ELLA'S YELLA

Low Gloss Yellow. Solid/even in color.



YELLOW SNOW

Matte soft yellow, solid/even in color.



OLD YELLER

Matte finish multi yellow and gold tones. Soft rustic golden patina affect. Variation to be expected.



TAKE ME ON A WALK

Glossy soft green with small dark grey/green crystals appearing at random. Variation to be expected.



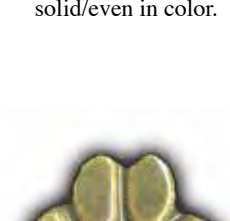
OFF THE COUCH

Glossy multi toned golden-green with turquoise highlights. Heavy glaze that is not recommended for finely detailed pieces.



LICHEN

Glossy, very pale green with prominent green crystals and soft grey flecks at random. Variation to be expected.



SHASTA'S FIELD

Glossy multi-toned green with grey and plum crystals. Variation to be expected.



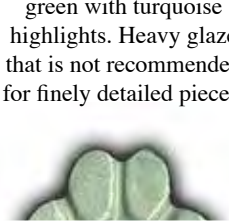
MOSSY

Multi toned green with light green crystals. Variation to be expected.



FRISBEE

Glossy, semi-solid, medium, milky green. Variation to be expected.



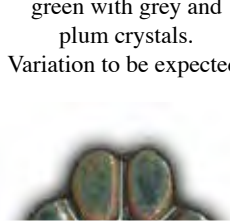
DEW CLAW

Glossy sea glass blue. Solid/even in color.



REEF

Glossy brown/green with milky turquoise highlights.



RIN TIN

Uneven semi-metallic green. Variation to be expected.



PEELED PAINT

Very Coarse matte finish green crackle. Bears strong resemblance to cracking paint. Not suitable for high traffic areas.



I DREAM OF KITTY

Matte finish medium turquoise green. Semi-solid/even in color.



CLOVER

Very glossy dark green. Semi solid/even in color.



YIPPY'S YARD

Glossy, solid medium green. Heavy glaze that is not recommended for finely detailed pieces.



I DIG GREEN

Glossy, solid dark green. Heavy glaze that is not recommended for finely detailed pieces.



DOG PARK

Glossy, multi-toned medium and dark green. Variation to be expected.



FETCHING

Glossy medium turquoise/blue. Lighter, milky pools of glaze as well as a subtle black or gold fleck.



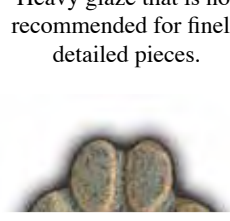
TRIPOD TEAL

Glossy, soft metallic aqua blue/green. Golden undertones with lighter crystals. Not recommended for finely detailed pieces.



ARCTIC HUSKY

Matte blue/grey with very subtle dark grey speckle. Solid/even in color.



SQUIRRELS

Matte two-toned grey. Unique spotting/crazing effect displaying light and dark grays. Soft beige undertone.



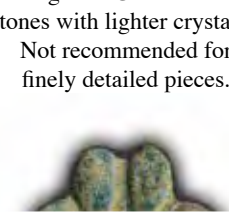
PICKLES' GREEN

Glossy crackle green. Very fine crackle effect.



ICY

Glossy soft blue with strong cream and golden undertones. Blue crystals in areas where glaze pools. Variation to be expected.



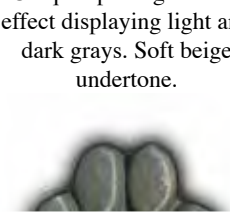
SPLISH SPLASH

Matte finish antique blue. Faded blue with beige undertone. Variation to be expected.



TUB TIME

Glossy blue/grey with subtle undertones of gold. Variation to be expected.



WEIMARANER

Matte medium blue/grey. Solid/even in color.



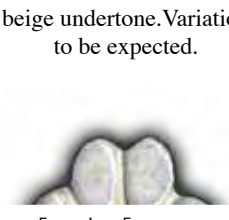
PICK-UP TRUCK

Very coarse matte finish blue crackle with hints of green. Not suitable for high traffic areas.



BLIZZARD BLUE

Glossy and semi-transparent light blue.




FIDO'S FILIGREE

Glossy light blue with lavender undertones. Soft green crystals in areas where glaze pools.



BOB BARKER BLUE

Matte dark blue/grey with fine, lighter blue crystals. Variation to be expected.



TUCKER'S TURQUOISE

Glossy, dark blue/brown with light milky blue in areas where glaze pools.



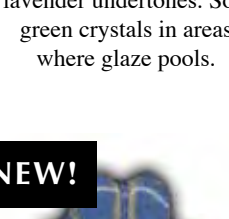
GOOD BOY BLUE

Glossy medium cobalt blue with lighter shades in areas where glaze pools. Some crazing/spotting. Variation to be expected.



LUUU LAVENDER

Soft glossy semi-transparent lavender shade of purple.



NEW!

RIP TIDE

Glossy semi-transparent medium toned blue.



BEACH BALL BLUE

Semi-opaque soft satin blue.



NEW!

SHAKE IT OUT

Semi-transparent glossy aqua blue.



OH' SPRINKLER

Glossy dark royal blue with brighter shades where glaze pools, and darker greenish toned highlights.

\* The color swatches shown on this palette are not guaranteed to match final piece. Due to the inherent nature of the artisan glazes we use combined with the dimensionality of our "Friends", each glaze has unique characteristics, While we try to give a detailed description of each glaze's appearance, please expect variation in both color and shade.